

## TWO RECEIVER OPTIONS RC-955 OR RC-959

The receiver provides a numeric value and variable pitch that increases as the signal becomes stronger.

Both receivers are equipped with CertainCircuit™ detection, a peak detecting bar graph to show signal strength and a "0-99" numeric indication of signal strength.



**Energized**



**De-energized**



### RC-959 (Included in 61-957 and 61-959 Kits)

- Super bright, green OLED display or easy viewing in bright outdoor conditions.
- Rotating display (in 90° increments)
- Displays battery life remaining at all times with easy to read battery icon
- OLED display allows visible icons on the main screen such as the sensitivity setting, audible tone status, and status of transmitter connection



### RC-955 (Included in 61-955 Kit)

- Red LED display
- Rotating display (in 180° increments)
- Displays battery life remaining on the LED segments after pressing the battery icon
- Has small indicator lights on the main screen under the icons on the body of the receiver to show sensitivity setting, audible tone status, and status of transmitter connection



**Revolutionary technology** in the RC-959 rotates the display in 90° increments so that you always receive an upright reading. Even when the receiver is pointing down, you can keep up.

**tele cron**

telecroatian network  
www.telecron.net

## FAQ

### Why would I need the 61-959 kit?

The inductive clamp is a simple way to couple the tracing signal onto a conductor up to 120 volts and less than 5 amps. It is not suitable for identifying breakers.

### What type of construction are each of the kits best for?

The 61-955 is suitable for many applications where the unit will be used exclusively indoors. The 61-957 is suitable for residential, commercial and industrial applications, indoors and outdoors in sunlight. The 61-959 kit with inductive clamp easily places the signal on conductors from 0 to 120 volts carrying less than 5 amps. The 61-959 also identifies breakers with the use of the included lead set and can be used in all applications.

### Why does the 61-957 kit cost more than the 61-955 kit?

OLED, or Organic LED, displays simply cost more than simpler red LED displays and present more information which can lead to more efficient use of the tool

### What safety features does this product have?

Every safeguard has been taken to make the circuit Tracers durable and safe for the long term. A high-energy fuse and CAT III 600V design give you the confidence to go about the job without worrying about equipment safety.



### IDEAL INDUSTRIES, INC.

1375 Park Avenue, Sycamore, IL 60178, USA / 815-895-5181 · 800-435-0705 in USA

International offices:

Australia · Brazil · Canada · China · France · Germany · India · Mexico · UK

For complete sales office contact information, visit us at:  
www.idealind.com

Form No. P-5521  
©2017 IDEAL INDUSTRIES, INC.

9/17  
Printed in U.S.A.

# SURETRACE™ CIRCUIT TRACER SELECTION GUIDE



### Finds:

- Breakers and fuses
- Wires in walls/ceilings/floors
- Wires beneath the pavement/ground
- Common splice errors
- Dead shorts in branch circuits

www.idealcircuit-tracer.com

THE ELECTRICIAN'S  
**CHAMPION**



# SURETRACE™ CIRCUIT TRACER KIT OPTIONS



## Receiver: RC-959 or RC-955

Provides a numeric value and variable pitch that increases as the signal becomes stronger on the wires being traced or breakers being identified.



## Transmitter: TR-955

Sends a 32 kHz, fixed-amplitude, time-modulated signal onto the circuit to be traced, which then induces an electromagnetic field onto the circuit. Will work on a de-energized circuit and won't affect GFCIs and sensitive equipment on an energized circuit.



## Inductive Clamp: IC-958

1" jaw opening with a powerful coil that induces a low voltage signal onto the cable without affecting the low voltage signals on the circuit.

## Battery Pack & Strap: BP-958




Provides power for the inductive clamp and attaches to the inductive clamp with a 6" cord.



## Tracer Test Lead Set: TL-956

Complete test lead kit includes:  
 - TLOP-956 outlet plug adapter  
 - TLBP-956 (2) blade prongs  
 - TLGP-956 ground prong  
 - TLAC-956 (2) alligator clips  
 - TLA1-956 (2) 3' lead adapters  
 - TLA2-956 25' lead adapter



RC-959	RRC-955	TR-955	IC-958	BP-958	TL-956	Kit Options
●		●	●	●	●	<b>61-959</b> For industrial/commercial applications 
●		●			●	<b>61-957</b> For commercial applications 
	●	●			●	<b>61-955</b> For residential applications 

2-year limited warranty on all kits

### IMPORTANT:

This tracer is intended for use by qualified electricians. Follow NFPA 70E Standard for Electrical Safety in the Workplace when using this tester. Always consult the instruction manual provided with the tester for operational limitations and procedures associated with a specific tester.



THE ELECTRICIAN'S  
**CHAMPION**

